






# Corsham Primary School







## Parent/Carer Curriculum Newsletter

Year: 3 Class Teachers: Mrs Jones, Mrs Besant and Mrs Burton

### Summer Term 2024 (15/04/24 – 24/07/24)

The following information will provide you with an overview of the objectives the children will be focusing on this term. We hope you will find it useful.

<p><b>Being a Mathematician</b></p> 	<ul style="list-style-type: none"> <li>• Finding equivalent fractions</li> <li>• Comparing fractions</li> <li>• Ordering fractions</li> <li>• Adding and subtracting fractions</li> <li>• Telling the time in minutes</li> <li>• Telling the time as am, pm and 24-hour clock</li> <li>• Finding and comparing the duration of time</li> <li>• Measuring/comparing weight and capacity</li> <li>• Adding and subtracting weight and capacity</li> <li>• Recognising and describing 2D and 3D shapes</li> <li>• Identifying different angles</li> <li>• Identifying horizontal, vertical, parallel and perpendicular lines</li> </ul>
<p><b>Being an Author – Writer</b></p> 	<ul style="list-style-type: none"> <li>• Re-telling stories, ordering stories and creating our own stories</li> <li>• Using effective vocabulary in correctly demarcated sentences</li> <li>• Including complex sentences in writing which include detail and descriptive vocabulary</li> <li>• Demonstrating a developing understanding of correct use of a wide range of punctuation when writing</li> <li>• Writing poetry</li> <li>• Explanation texts</li> </ul>
<p><b>Being an Author – Reader</b></p> 	<ul style="list-style-type: none"> <li>• Understanding plot, setting and characters</li> <li>• Answering questions using text as evidence</li> <li>• Using key features in information texts</li> <li>• Showing understanding of text</li> <li>• Exploring a character's feelings</li> </ul>
<p><b>Being a Scientist</b></p> 	<ul style="list-style-type: none"> <li>• Compare and group together different kinds of rocks on the basis of their appearance and simple physical properties</li> <li>• Describe in simple terms how fossils are formed (when things that have lived are trapped within rock)</li> <li>• Recognise that soils are made from rocks and organic matter</li> <li>• Looking at the force between south north poles on magnets</li> <li>• Discovering magnetic and non-magnetic materials</li> </ul>
<p><b>Being a Historian</b></p> 	<ul style="list-style-type: none"> <li>• Local history study</li> <li>• Develop children's knowledge of British history</li> <li>• Understand and use chronological order knowledge beyond 1066.</li> </ul>

<p><b>Being a Geographer</b></p> 	<p><b>Locational knowledge</b></p> <ul style="list-style-type: none"> <li>• Locate the world's countries, using maps to focus on Europe and North and South America, concentrating on their environmental regions, key physical and human characteristics, countries, and major cities</li> <li>• Identify the position and significance of latitude, longitude, Equator, Northern Hemisphere and Southern Hemisphere</li> </ul> <p><b>Geographical skills and fieldwork</b></p> <ul style="list-style-type: none"> <li>• Use maps, atlases, globes and digital/computer mapping to locate countries and describe features studied</li> </ul> <p><b>Human and physical geography</b></p> <ul style="list-style-type: none"> <li>• Describe and understand key aspects of physical geography, including climate zones, biomes and vegetation belts, rivers, mountains, volcanoes and earthquakes, and the water cycle</li> </ul> <p><b>Geographical skills and fieldwork</b></p> <ul style="list-style-type: none"> <li>• Use maps, atlases, globes and digital/computer mapping to locate countries and describe features studied</li> </ul>
<p><b>Being a Musician</b></p> 	<ul style="list-style-type: none"> <li>• Learn to play the recorder and percussion instruments to music.</li> <li>• Composing our own music</li> </ul>
<p><b>Being an Engineer (Design Technology)</b></p> 	<ul style="list-style-type: none"> <li>• Select from and use a wider range of materials and components, including construction materials, textiles and ingredients, according to their functional properties and aesthetic qualities</li> <li>• Children will be creating their own magnetic games using a range of materials</li> </ul>
<p><b>Being an Athlete</b></p> 	<p><b>Cricket and Athletics:</b></p> <ul style="list-style-type: none"> <li>• Learning the skills involved in playing cricket</li> <li>• Learning the skills involved in jumping and running</li> <li>• Throwing and catching</li> <li>• Playing team games</li> </ul>
<p><b>Being a Philosopher (Religious Education)</b></p> 	<p><b>Beliefs and questions</b></p> <ul style="list-style-type: none"> <li>• Develop our understanding of Hinduism</li> </ul>
<p><b>Being a Philosopher (PSHEE)</b></p> 	<p><b>Relationships and Changing me:</b></p> <ul style="list-style-type: none"> <li>• Developing friendships</li> <li>• Family roles and responsibilities</li> <li>• E-safety</li> <li>• Being a global citizen</li> <li>• Celebrating my web of relationships</li> <li>• How babies grow</li> <li>• Family stereotypes</li> </ul>

**Other Information:**

Home Learning in Year 3 will continue on a fortnightly basis. We will be providing home learning as an activity on seesaw for your child to complete and then upload their finished tasks. It will be set on a Friday

and then due in on a Thursday a fortnight later. The children who complete their home learning, receive a stamp on their home learning card, which earns them a reward when their home learning card is full

Spellings for their home learning are from the Year 3/4 spelling list. Please encourage your children to practise these spellings at home. We will check these every Friday and are changed every fortnight on the Home Learning. We will teach a variety of spelling strategies that children can use.

Your child should also be learning their times tables at home; we practise these three times per week to develop fluency. Please practise these at home as there will be a weekly test. By the end of Year 3 your child should be fluent in their knowledge of the 2's, 5's 10's and 3's 4's, 8's times tables.

The children will be taking part in both inside and outside PE this term. Please ensure your child has a complete labelled PE kit, including some track suit bottoms for outdoor games. If your child wears earrings, please make sure they are either taped or removed on the day of their PE lesson.

The children can bring in a daily tuck of plain biscuits or fruit which they will be able to have during break time. We ask that the children bring in their own water bottles from home. They will be able to top these up if they finish their water during the day.

We are looking forward to the term ahead. If you have any questions then please do ask.

Many thanks,

Mrs Burton, Mrs Jones and Mrs Besant

The Year 3 Team